



85 VIA DON RAY ROAD, LONG BEACH, MS 39560

AREA REPORT



CONVENIENT

This home is in a **convenient** area. Some daily errands in this location **require a car** and most major services are within **2** miles.



MEDICAL



GYM



GAS



GROCERIES



ATM



0.8 MILES

0.6 MILES

0.8 MILES

0.9 MILES

1.1 MILES



MOVIE THEATER



COFFEE



CLEANERS



PHARMACY

7.9 MILES

1.5 MILES

1.8 MILES

1.9 MILES



85 VIA DON RAY ROAD, LONG BEACH, MS 39560



OUTDOOR REPORT



THE GREAT OUTDOORS

This home is located near a variety of outdoor activities.

POPULAR

	PARK LANCE LUMPKIN STADIUM	2.3 MILES
	GOLF COURSE PINE BAYOU GOLF COURSE	2.4 MILES


WITHIN
10 MILES

13
PARKS

11
GOLF COURSES



85 VIA DON RAY ROAD, LONG BEACH, MS 39560

FOOD REPORT



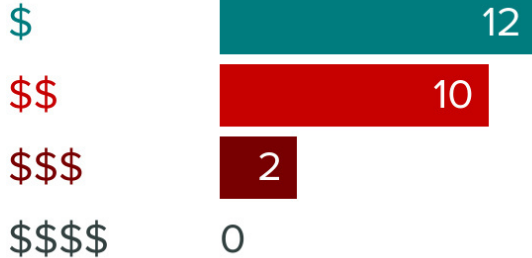
NEIGHBORHOOD EATS

This home is located near **22** moderately priced restaurants and has an **average** variety of cuisines.

26



WITHIN 5 MILES



GOOD EATS BY CATEGORY

FAST FOOD	6
AMERICAN	6
SEAFOOD	4
MEXICAN	3
CAFES	3
COFFEE AND TEA HOUSES	3
PIZZA	2
ITALIAN	1
ASIAN	1



85 VIA DON RAY ROAD, LONG BEACH, MS 39560

SCHOOL REPORT



SCHOOLS IN YOUR AREA

The assigned schools are **above average** for the area. There are also **2** private schools within **5** miles.

5-8

LONG BEACH MIDDLE SCHOOL
ASSIGNED

7
RATING

K-5

W.J. QUARLES ELEMENTARY SCHOOL
ASSIGNED

8
RATING

9-12

LONG BEACH HIGH SCHOOL
ASSIGNED

8
RATING

